

# POWERING YOUR LIFE

**Web :** [www.deyeess.com](http://www.deyeess.com)

**Add :** Ningbo Deye ESS Technology Co., Ltd  
No.568, South Rixian Road, Binhai Economic Development Zone,  
Cixi, Ningbo, Zhejiang, P.R.China

**Note :** The technical data mentioned may be updated or revised due to product development. The data in this brochure is subject to change without notice. The latest datasheet and catalog can be acquired via [sales@deye.com.cn](mailto:sales@deye.com.cn)

**Version No.:** Deye ESS Brochure\_AU\_20250917



Deye New Energy  
LinkedIn



Deye New Energy  
Facebook



Deye New Energy  
YouTube



Deye ESS  
Facebook



Deye ESS  
YouTube



Deye ESS  
Instagram

**DEYE ENERGY STORAGE  
PRODUCT CATALOG  
(AU)**

**Deye**  
Stock code:605117



# WORLD LEADING

## ENERGY STORAGE SYSTEM SOLUTIONS PROVIDER

# 01

# COM- PANY PROFILE



## LEADING PROVIDER OF ENERGY STORAGE SYSTEM SOLUTIONS

### DEYE TECHNOLOGY CO., LTD.

A comprehensive tech manufacturing enterprise, integrating R&D, design, production, sales, and service.

It operates modern intelligent production facilities in Ningbo, Jiaxing, and other locations, spanning over 600,000+ square meters with complete production and testing equipment.

Listed on the Shanghai Stock Exchange in April 2021

500+

R&D PERSONNEL

600000+m<sup>2</sup>

FLOOR SPACE

2021.4

LISTED

# 4

## CORE INDUSTRY CHAINS



The solar & hybrid inverter



The environmental electrical appliance series



The heat exchanger series



The lithium battery energy storage system

# DEVELOPMENT HISTORY



**2023**

## Shanghai Office Established

Deye Cloud team and energy storage R&D center was established in Shanghai.

**2020**

## Energy Storage Business Started

Deye started offering low-voltage, high-voltage batteries, and All-in-One ESS that work seamlessly with Deye's storage inverters.

**2007**

## Inverter Business Started

Deye Inverter team was established and became a provider of inverter solutions.

**2021**

## Listed on SSE

In April, Deye was listed on the main board of the Shanghai Stock Exchange.

**2016**

## Inverter Business Booms

Deye's residential and small-scale C&I inverters have been rapidly evolving to provide customized solutions.

**1990**

## Mold Injection

Deye originated in manufacturing injection molded parts, molds, and sheet metal.

**2024**

## Revenue hits 10 billion RMB

Diversified in inverters and energy storage, leading in global market share

**2000**

## Environmental Appliances

Deye's dehumidifiers have been leading sales on Tmall and JD.com for years.

# OUR FACTORY

**50B** Annual Planned Output Before 2030

## 1 Innovation Center



Ningbo Beilun: 32 acres, 130,000 sqm, 12B output

## 4 Production Bases



Ningbo Cixi Longshan Base: 45 acres, 180,000 sqm, 15B output



Shanghai Innovation Center: 200M investment, 7,000 sqm



Ningbo Beilun 246 Base: 500M investment, 100,000 sqm, 6B output



Haiyan Base: 1.8B investment, 200,000 sqm, 17B output


# ULTIMATE SAFETY

LEADING PROVIDER OF ENERGY STORAGE  
SYSTEM SOLUTIONS




# CONTINUOUS INNOVATION

Deye is committed to continuous innovation with significant R&D capabilities in Shanghai and Ningbo, employing over 500 top-tier researchers and thousands of technical staff.



**6GWH+**  
Capacity 2025



**180,000+**  
Sqm



**600,000+**  
Packs Capacity



**300+**  
R&D Engineers

# GLOBAL CERTIFICATIONS

Ensure compliance with regional standards



# GLOBAL LAYOUT



 **18**  
Overseas Service Centers

 **140+**  
Countries

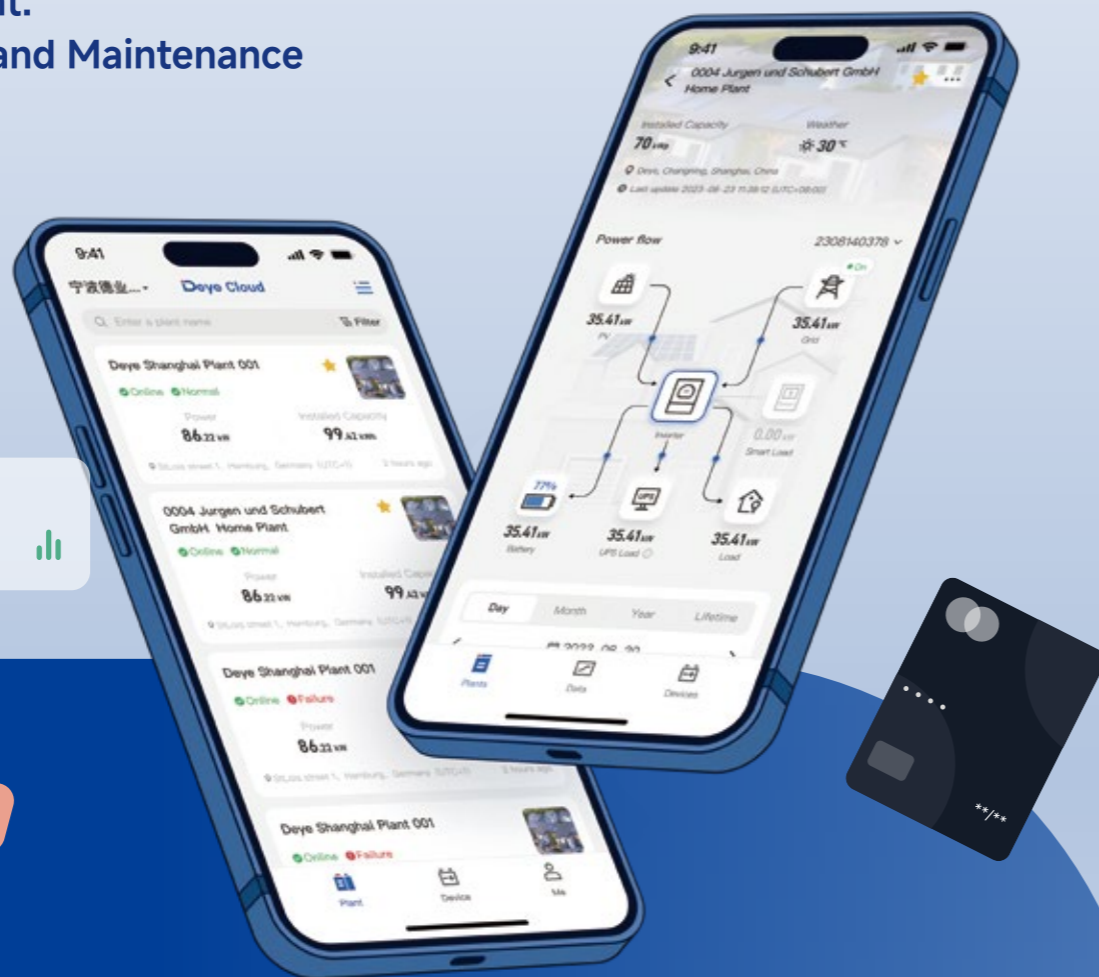
 **5M+**  
Equipment in Operation

# DEYE CLOUD

## Cloud Management: Online Operation and Maintenance



Total Income  
**\$245.00**



FW Update



APP & Web



Alert  
Notifications



Localized  
Data Centers



AI Assistant

**Deye Cloud** is an advanced platform specifically designed for Deye Inverter and ESS, providing users with an outstanding online experience.

Through Deye Cloud, users can easily connect their photovoltaic or energy storage systems to the internet, supporting real-time monitoring of electricity usage and load conditions, cloud-based parameter adjustment, and online firmware updates.

With smart load settings based on time and battery SOC, it is possible to achieve home automation based on energy management.

It supports time-of-use or integration with dynamic pricing to achieve the lowest possible electricity costs.

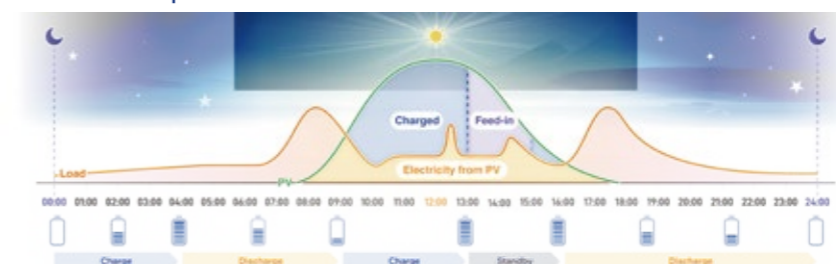
Deye Cloud utilizes two localized data centers in Europe and America to ensure data independence and security.

## Customizable Charging and Discharging Function

The inverter can be programmed with 6 different charging and discharging time slots to make the most of time-of-use electricity pricing and reduce costs.

Through the **Deye Copilot** feature in the Deye Cloud, the system can also access local dynamic electricity prices, enabling AI to make decisions on selling or buying electricity (available in select regions).

### Self Consumption - conservative

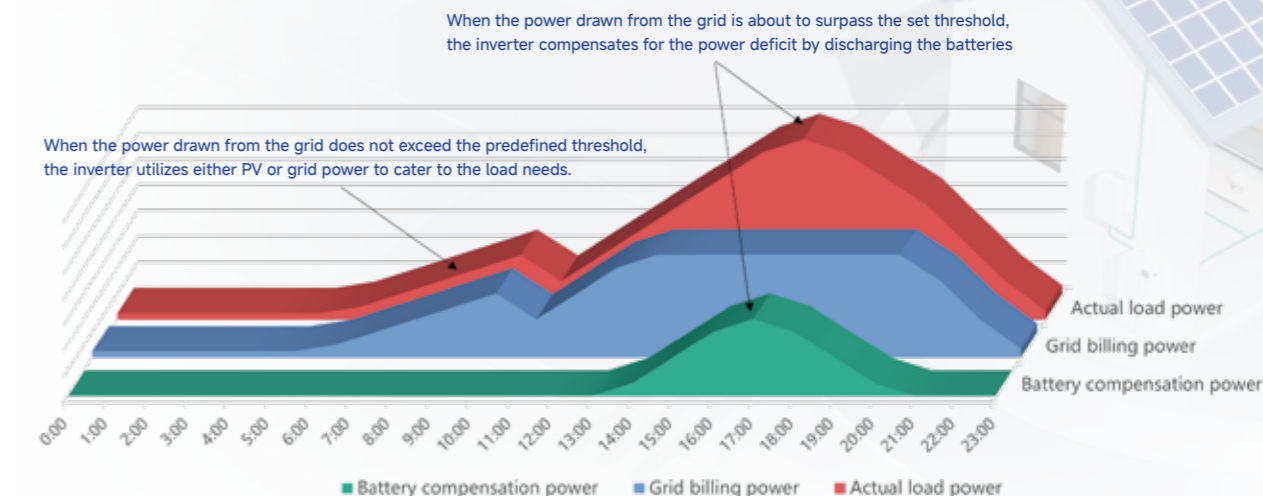


### Maximum Earning - radical



## Grid Peak Shaving Function

Grid peak shaving, when the power drawn from the grid approaches the set limit, the battery discharges to supplement part of the power, preventing high-rate electricity usage and reducing costs.



# CONTENTS

# SPRING INC

Series

## Residential ESS Solution

SE-G5.1 Pro-B .....	15
RW-F10.2 .....	17
AI-W5.1-B .....	19
AI-W5.1-B-ESS .....	21

# Spring Series Residential ESS Solution

Rack-Mounted Battery(LV)



Support 3-20kW single-phase or three-phase inverters, meeting the application requirements of 1-4 hours



## Eco-Friendly

- Use environmental protection materials, the whole module non-toxic, pollution-free



## Convenient

- Battery module auto networking, easy maintenance
- Support remote monitoring and upgrade
- Support USB drive upgrade the firmware



## Reliable

- Support high discharge power
- IP20, natural cooling
- Wide temperature range : -20°C to 55°C



## Safer

- Cobalt Free Lithium Iron Phosphate LFP Battery : safety and long lifespan, high efficiency and high power
- Intelligent BMS, providing complete protection

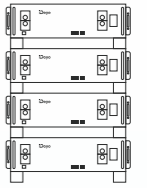


## Flexible

- Modular design, easy to expand, Max. 64 units in parallel, Max. capacity of 327kWh
- Suitable for residential and commercial applications to increase the self-consumption ratio

## SE-G5.1 Pro-B

### Technical Data



#### Main Parameters

Battery Chemistry	LiFePO <sub>4</sub>
Built-in Circuit Breaker	125A 2P, 60Vdc
Capacity ( Ah )	100
Scalability	Max. 64 pcs pack ( 327kWh ) in parallel ( Max. 32 pcs no external setup )
Nominal Voltage ( V )	51.2
Operating Voltage ( V )	43.2 ~ 57.6
Energy ( kWh )	5.12
Usable Energy ( kWh ) <sup>[1]</sup>	5.12
Charge / Discharge Current ( A ) <sup>[2]</sup>	Recommend 50 Max. 100 Peak ( 2mins, 25°C ) 150

#### Other Parameters

Recommend Depth of Discharge	90%
Dimension ( W × H × D, mm )	440 × 133 × 540
Weight Approximate ( kg )	45
Master LED Indicator	5LED ( SOC : 20% ~ SOC100% ) , 3LED ( working, alarming, protecting )
IP Rating of Enclosure	IP20
Operating Temperature	Charge : 0~55°C ( Optional heating : -20°C ~ 55°C ), Discharge : -20°C~55°C
Storage Temperature	0°C ~ 35°C
Humidity	5% ~ 95%
Altitude	≤2000m
Cycle Life	≥6000 ( 25°C±2°C, 0.5C / 0.5C, 90%DOD, 70%EOL )
Installation	Wall-Mounted, Floor-Mounted, Rack-Mounted ( 19-inch standard cabinet, cabinet depth ≥600mm )
Communication Port	CAN2.0, RS485
Warranty Period	10 years
Energy Throughput	16MWh@70%EOL
Certification	UN38.3, IEC62619, CE, CB, UK, VDE 2510-50, CEI 0-21, FCC, UL1973, UL9540, UL9540A

[1] DC Usable Energy, test conditions: 100% DOD, 0.5C charge & discharge at 25°C. System usable energy may vary due to system configuration parameters.

[2] The current is affected by temperature and SOC.

# Spring Series Residential ESS Solution

Wall-Mounted Battery(LV)



Support 3~20kW single-phase or three-phase inverters, meeting the application requirements of 1-4 hours



## Exceptional Performance

- RW-F10.2/RW-F10.2-B supports up to 1C/1.2C charging and discharging
- Peak discharge current of 300A for up to 2mins



## Enhanced Reliability

- ≥6000 Cycles, 90%DOD, 70%EOL
- 10 years warranty for long-term peace of mind
- Wide temperature range: -20°C~55°C
- IP65-rated for indoor and outdoor use



## Safer

- LFP Battery: safety, long lifespan and high-energy density
- Built-in intelligent BMS, providing complete protection
- Support natural cooling
- Use high-quality environmental protection materials



## Smarter

- Battery module auto networking (No DIP switch code)
- Support Deye remote monitoring and upgrade



## More Flexible

- Modular design, easy to expand
- Support Max. 32 units in parallel
- RW-F10.2 has a maximum capacity of 326kWh
- RW-F10.2-B has a maximum capacity of 327kWh
- Suitable for residential and commercial use

## RW-F10.2 Technical Data



### Main Parameters

Battery Type	LiFePO <sub>4</sub>
Built-In Circuit Breaker	125A 4P, 60Vdc
Capacity ( Ah )	200
Nominal Voltage ( V )	51.2
Operating Voltage ( V )	43.2 ~ 57.6
Rated Energy ( kWh )	10.2
Usable Energy ( kWh )	10.2 (100%DOD)
Scalability	Max. 32 pcs pack (Max. 326kWh) in parallel
Rated DC Power ( kW )	6
Max DC Power ( kW )	12
Charge / Discharge <sup>1</sup> Current ( A )	Recommend Max. Peak ( 2mins, 25°C )
	Charge : 100 / Discharge : 100 Charge : 198 / Discharge : 240 300
Operating Temperature ( °C )	Charge : 1 ~ 55°C / Discharge : -20°C ~ 55°C
Storage Temperature ( °C )	0°C ~ 35°C
Weight Approximate ( kg )	104
Dimension ( W × H × D, mm )	600 × 760 × 200 ( Without hanging board )
Master LED Indicator	SOC state ( 20% ~ 100% ), work state ( alarming, protecting )
Humidity	5% ~ 95%
Altitude	≤3000m
Cycle Life	≥6000 ( 25°C±2°C, 0.5C / 0.5C, 90%DOD, 70%EOL )
IP Rating of Enclosure	IP65
Installation Location	Wall-Mounted, Floor-Mounted
Recommend Depth of Discharge	90%
Communication Port	CAN2.0, RS485
Warranty Period <sup>2</sup>	10 years
Energy Throughput	32MWh ( 25°C, 0.5C / 0.5C, 70%EOL )
Certification <sup>3</sup>	UN38.3, IEC62619, CE, CEI 0-21, VDE2510-50, CEC

[1] The current is affected by temperature and SOC.

[2] Conditions apply, refer to Deye Warranty Letter.

[3] Made in China

# Spring Series Residential ESS Solution

Stacked Battery(LV)



Support 3/5/6/8/12kW single-phase or three-phase inverters, meeting the application requirements of 1-4 hours



## Smarter

- Battery module auto networking (No DIP switch code)
- Support remote monitoring and upgrade the firmware



## Safer

- LFP Battery: safety, long lifespan and high-energy density
- Built-in intelligent BMS, providing complete protection
- Support high discharge power and natural cooling
- Use high-quality environmental protection materials



## Exceptional Performance

- Support Max. 1C continuous charging and discharging
- Peak discharge current of 360A for up to 10s (6 units)



## More Flexible

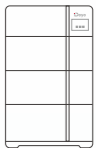
- Modular design, easy to expand
- Up to 6 clusters (36 packs) can be supported in parallel
- The max power of the system can reach 184kW
- Suitable for residential and commercial use



## Enhanced Reliability

- ≥6000 Cycles, 90%DOD, 70%EOL
- 10 years warranty for long-term peace of mind
- Wide temperature range: -20°C ~ 55°C
- IP65-rated for indoor and outdoor use

## AI-W5.1-B Technical Data



### Main Parameters

Battery Model Number	AI-W5.1-B	AI-W10.2-B	AI-W15.3-B	AI-W20.4-B	AI-W25.6-B	AI-W30.7-B
Number of battery units in parallel (Optional)	1	2	3	4	5	6
Battery Chemistry	LiFePO <sub>4</sub>					
Built-in Circuit Breaker	125A 2P, 60Vdc					
Battery Module Energy ( kWh )	5.12					
Battery Module Voltage ( V )	51.2					
Battery Module Capacity ( Ah )	100					
Nominal Voltage ( V )	51.2					
Operating Voltage ( V )	44.8 ~ 57.6					
Nominal Energy ( kWh )	5.12	10.24	15.36	20.48	25.6	30.72
Usable Energy ( kWh ) <sup>[1]</sup>	5.12	10.24	15.36	20.48	25.6	30.72
Rated DC Power ( KW )	2.5	5	7.5	10	12	12
Charge / Discharge Current ( A )	Recommend	50	100	150	200	250
	Max.	100	200	250	250	250
	Peak ( 2mins, 25°C )	150	270	360	360	360

### Other Parameters

Recommend Depth of Discharge	90%					
System Dimension ( W × D × H, mm )	720×255×569	720×255×850	720×255×1131	720×255×1412	720×255×1693	720×255×1974
System Weight ( kg )	74.5	127.5	180.5	233.5	286.5	339.5
Battery Module Dimension ( W × D × H, mm )	720±3×254±1.5×300±1.5					
Battery Module Weight ( kg )	55					
MasterLED Indicator	Battery module : 3LED ( working, alarming, protecting ) , PDU module : 5LED ( SOC : 20% ~ 100% ) & 3LED ( working, alarming, protecting )					
IP Rating of Enclosure	IP65 ( after stacking )					
Operating Temperature	Charge : -20°C ~ 55°C / Discharge : -20°C ~ 55°C					
Standard charging method by manufacturer	Charge at 25±2°C at constant current 50A until the voltage reaches 57.6V.					
Standard discharging method by manufacturer	Discharge at 25±2°C at constant current 50A until the voltage reaches 44.8v.					
Storage Temperature	0°C ~ 35°C					
Humidity	5% ~ 95%, non-condensing					
Altitude	≤3000m					
Installation	Floor-Mounted					
Communication Port	CAN2.0, RS485					
Cycle Life	≥6000 ( 25°C±2°C , 0.5C / 0.5C, 90%DOD, 70%EOL )					
Energy Throughput	16MWh ( Battery Module @70%EOL )					
Warranty Period <sup>[3]</sup>	10 years					
Certification	UN38.3, IEC62619, CE, UK, VDE2510-50, CEI0-21,CE-LVD, CEC, FCC, UL1973, UL9540A					

[1] DC Usable Energy, test conditions: 100% DOD, 0.5C charge & discharge at 25°C . System usable energy may vary due to system configuration parameters.

[2] The current is affected by temperature and SOC.

[3] Conditions apply, refer to Deye Warranty Letter.

[4] Made in China.

Spring Series  
Residential ESS Solution

All-in-One ESS (LV)



## AI-W5.1-B-ESS



### Swift Security

- Fast switching time of 4ms ensuring energy security



### Scalable

- Flat and stackable design
- Capacity of 5kWh~30kWh



### Flexible

- No wiring and extra fixing screws
- Quick and easy installation



### Smart

- Peak-shaving, smart load AC coupling, etc.



### All-in-One

- Integrated hybrid inverter and LFP battery



### Convenient

- Comfortable and easy control via App  
PC or Touch-Display

≥6000

Cycles

IP65

Rated for indoor and outdoor use

70%


EOL

10 years

Warranty for long-term peace of mind

# AI-W5.1-B-ESS

## Technical Data



Model	AI-W5.1-3.6P1-AU-B	AI-W5.1-5P1-AU-B	AI-W5.1-6P1-AU-B	AI-W5.1-7P1-AU-B	AI-W5.1-7.6P1-AU-B	AI-W5.1-8P1-AU-B	AI-W5.1-10P1-AU-B
<b>Battery Input Data</b>							
Battery Type	Lithium-ion						
Battery Voltage	40-60						
Max. Charging Current(A)	90	120	135	175	190	190	240
Max. Discharging Current(A)	90	120	135	175	190	190	240
Charging Strategy for Li-Ion Battery	Self-adaption to BMS						
Number of Battery Input	1						
<b>PV String Input Data</b>							
Max. PV access power(W)	7200	10000	12000	14000	15200	16000	20000
Max. PV Input Power(W)	5760	8000	9600	11200	12160	12800	16000
Max. PV Input Voltage(V)	800						
Start-up Voltage(V)	160						
PV Input Voltage Range(V)	160-800						
MPPT Voltage Range(V)	200-650						
Full Load MPPT Voltage Range(V)	350-650						
Rated PV Input Voltage(V)	550						
Max. Operating PV Input Current(A)	20+20	20+20		20+20	20+20		
Max. Input Short-Circuit Current(A)	30+30	30+30		30+30	30+30		
No.of MPPT Trackers/No.of String MPPT Tracker	2/1+1	2/1+1		2/1+1	2/1+1		
Max. Inverter Backfeed Current to The Array	0						
<b>AC Input/Output Data</b>							
Rated AC Input/Output Active Power(W)	5000	6000	6000	8000	6000	6000	12000
Max. AC Input/Output Apparent Power(VA)	5000	6000	6000	8000	6000	6000	12000
Peak Power (off-grid)(W)	2 times of rated power, 10s						
Rated AC Input/Output Current(A)	7.2	8.7	8.7	11.6	8.7	8.7	17.4
Max. AC Input/Output Current(A)	7.2	8.7	8.7	11.6	8.7	8.7	17.4
Max. Continuous AC Passthrough (grid to load)(A)	45						
Max. Output Fault Current(A)	14.4	17.4	17.4	23.2	17.4	17.4	34.8
Max. Output Overcurrent Protection(A)	70						
Rated Input/Output Voltage/Range(V)	230V/240V 0.85Un-1.1Un						
Grid Connection Form	L+N+PE						
Rated Input/Output Grid Frequency/Range	50Hz/45Hz-55Hz						
Power Factor Adjustment Range	0.8 leading-0.8 lagging						
Total Current Harmonic Distortion THDi	<3% (of nominal power)						
DC Injection Current	<0.5%In						
<b>Efficiency</b>							
Max. Efficiency	97.6%						
Euro Efficiency	96.5%						
MPPT Efficiency	>99%						
<b>General Data</b>							
Operating Temperature Range	-40 to +60°C, >45°C Derating						
Permissible Ambient Humidity	0-100%						
Permissible Altitude	2000m						
Noise	<30 dB(A)						
Ingress Protection(IP) Rating	IP 65						
Inverter Topology	Non-Isolated						
Over Voltage Category	OVC II(DC), OVC III(AC)						
Cabinet size(W*H*D) [mm]	720W×399.2H×256D (Excluding connectors and brackets)						
Weight(kg)	31.6						
Warranty	10 Years						
Type of Cooling	Intelligent Air Cooling						
Grid Regulation	AS/NZS 4777.2						
Safety EMC/Standard	IEC/EN 61000-6-1/2/3/4, IEC/EN 62109-1, IEC/EN 62109-2						

Model	AI-W5.1-5P3-AU-B	AI-W5.1-6P3-AU-B	AI-W5.1-8P3-AU-B	AI-W5.1-10P3-AU-B	AI-W5.1-12P3-AU-B
<b>Battery Input Data</b>					
Battery Type	Lithium-ion				
Battery Voltage	40-60				
Max. Charging Current(A)	120	150	190	210	240
Max. Discharging Current(A)	120	150	190	210	240
Charging Strategy for Li-Ion Battery	Self-adaption to BMS				
Number of Battery Input	1				
<b>PV String Input Data</b>					
Max. PV access power(W)	10000	12000	16000	20000	24000
Max. PV Input Power(W)	7500	9000	12000	15000	18000
Max. PV Input Voltage(V)	800				
Start-up Voltage(V)	160				
PV Input Voltage Range(V)	160-800				
MPPT Voltage Range(V)	200-650				
Full Load MPPT Voltage Range(V)	350-650				
Rated PV Input Voltage(V)	550				
Max. Operating PV Input Current(A)	20+20		36+20		
Max. Input Short-Circuit Current(A)	30+30		54+30		
No.of MPPT Trackers/No.of String MPPT Tracker	2/1+1		2/2+1		
Max. Inverter Backfeed Current to The Array	0				
<b>AC Input/Output Data</b>					
Rated AC Input/Output Active Power(W)	5000	6000	8000	10000	12000
Max. AC Input/Output Apparent Power(VA)	5000	6000	8000	10000	12000
Peak Power (off-grid)(W)	2 times of rated power, 10s				
Rated AC Input/Output Current(A)	7.2	8.7	11.6	14.5	17.4
Max. AC Input/Output Current(A)	7.2	8.7	11.6	14.5	17.4
Max. Continuous AC Passthrough (grid to load)(A)	45				
Max. Output Fault Current(A)	14.4	17.4	23.2	29	34.8
Max. Output Overcurrent Protection(A)	70				
Rated Input/Output Voltage/Range(V)	230V/400V 240V/415V 0.85Un-1.1Un				
Grid Connection Form	3L+N+PE				
Rated Input/Output Grid Frequency/Range	50Hz/45Hz-55Hz				
Power Factor Adjustment Range	0.8 leading-0.8 lagging				
Total Current Harmonic Distortion THDi	<3% (of nominal power)				
DC Injection Current	<0.5%In				
<b>Efficiency</b>					
Max. Efficiency	97.6%				
Euro Efficiency	97.0%				
MPPT Efficiency	>99%				
<b>General Data</b>					
Operating Temperature Range	-40 to +60°C, >45°C Derating				
Permissible Ambient Humidity	0-100%				
Permissible Altitude	2000m				
Noise	≤ 55 dB				
Ingress Protection(IP) Rating	IP 65				
Inverter Topology	Non-Isolated				
Over Voltage Category	OVC II(DC), OVC III(AC)				
Cabinet size(W*H*D) [mm]	720W×440H×254D (Excluding connectors and brackets)				
Weight(kg)	39.75				
Warranty	10 Years				
Type of Cooling	Intelligent Air Cooling				
Grid Regulation	AS/NZS 4777.2				
Safety EMC/Standard	IEC/EN 61000-6-1/2/3/4, IEC/EN 62109-1, IEC/EN 62109-2				

# CONTENTS

# SUMMER

Series

## Residential ESS Solution

GB-L Pro .....	27
GB-SL .....	29

## Small-Scale C&I ESS Solution

BOS-G .....	33
BOS-G Pro .....	35
BOS-B .....	37
GE-F60 .....	39
GE-F120-4/3/2H6 .....	41

# Summer Series Residential ESS Solution

Stacked Battery(HV)



## Safer

- LFP Battery: safety, long lifespan and high-energy density
- Built-in explosion relief device to dredge gas
- Built-in fire protection device to cut off the fire source for 3 seconds
- Use high-quality environmental protection materials



## Enhanced Reliability

- ≥6000 Cycles, 70%EOL
- 10 years warranty for long-term peace of mind
- Wide temperature range: -20°C ~ 60°C
- IP65-rated for indoor and outdoor use
- Anti-corrosion grade ≥ C2



## Smarter

- Temperature detection of key parts, cell, power plug-in, etc
- Optional heating function for low-temperature applications
- Support remote upgrade, real-time battery warning information push, LCD data display



## More Flexible

- Modules are connected in series without cable connection
- And high-voltage platform improves system efficiency
- Battery Module: 2 ~ 6 pcs in series (optional)

## GB-L Pro

### Technical Data


#### Main Parameters

Model	GB-L Pro				
Cell chemistry	LiFePO <sub>4</sub>				
Module Energy ( kWh )	4				
Module Nominal Voltage ( V )	102.4				
Module Capacity ( Ah )	40				
Battery System Model	GB-L8 PRO	GB-L12 PRO	GB-L16 PRO	GB-L20 PRO	GB-L24 PRO
Battery Module Qty in Series ( Optional )	2	3	4	5	6
System Nominal Voltage ( V )	204.8	307.2	409.6	512	614.4
System operating Voltage ( V )	166.4~700				
System Energy ( kWh )	8	12	16	20	24
System Usable Energy ( kWh )	7.2	10.8	14.4	18	21.6
Charge / Discharge Current ( A ) <sup>[2]</sup>	Recommend	20			
	Max.	40			
	Peak ( 25°C )	50			

#### Other Parameters

Working Temperature ( °C )	Charge : -20~55/Discharge: -20~55				
LCD Display	SOC%, Power, Total Voltage				
Communication Port	CAN2.0,RS485				
Humidity	5%~90%				
Altitude	≤2000m				
IP Rating of Enclosure	IP65				
Storage Temperature ( °C )	0~35				
Dimension ( W × H × D, mm )	540 × 385 × 650	540 × 385 × 870	540 × 385 × 1090	540 × 385 × 1310	540 × 385 × 1530
	97	136	175	214	253
Weight ( kg )	Floor-Mounted				
Installation Location	0.9				
Recommend Depth of Discharge	25+2°C,0.5C/0.5C,EOL70%≥6000				
Cycle Life	10 years				
Warranty Period	CE / IEC 62619 / VDE 2510-50 / UN38.3				
Certification					

Inverter	1h	2h	3h	4h
SUN-5K-SG01HP3-EU-AM2	X2	X3	X4	X5
SUN-6K-SG01HP3-EU-AM2	X2	X3	X5	X6
SUN-8K-SG01HP3-EU-AM2	X3	X4	X6	/
SUN-10K-SG01HP3-EU-AM2	X4	X5	/	/
SUN-12K-SG01HP3-EU-AM2	X5	X6	/	/
SUN-15K-SG01HP3-EU-AM2	X5	/	/	/
SUN-20K-SG01HP3-EU-AM2	X6	/	/	/

\*Floor-Mounted

# Summer Series Residential ESS Solution

All-in-One ESS(HV)



## GB-SL



### Exceptional Performance

- All-in-One design
- Beautiful appearance and scene integration
- 100% unbalanced output, each phase
- Max. output up to 60% rated power



### Smarter

- Temperature detection of key parts, cell, power plug-in, etc.
- Optional heating function for low-temperature applications



### Enhanced Reliability

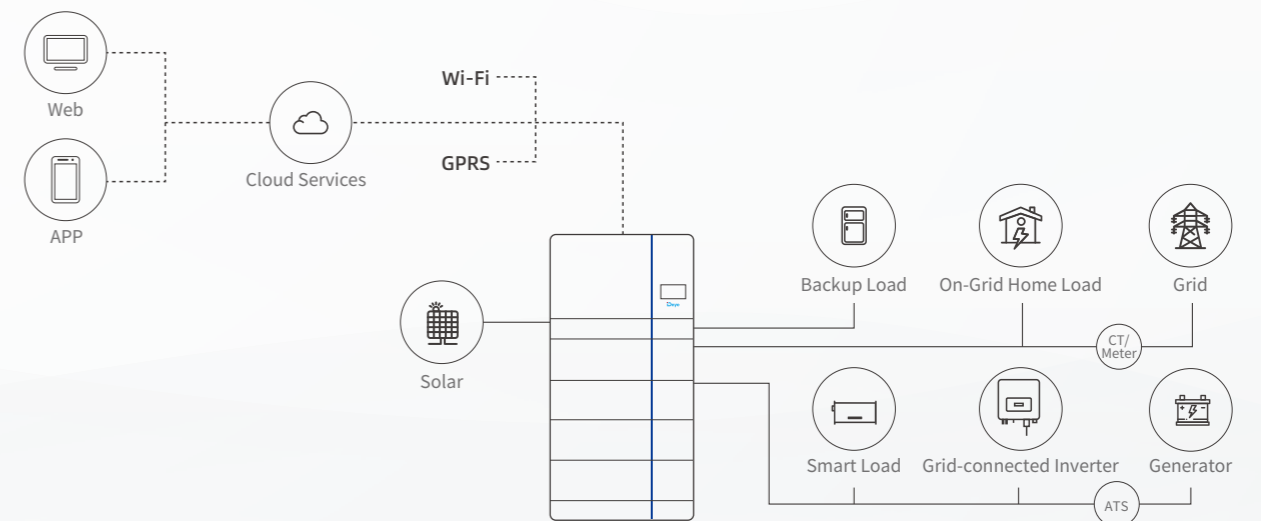
- ≥6000 Cycles, 70%EOL
- Wide temperature range: -20°C ~ 60°C
- IP65-rated for indoor and outdoor use
- Support storing energy from diesel generator



### More Flexible

- Max. 10 pcs parallel for on-grid and off-grid operation
- Modules are connected in series without cable connection, and high-voltage platform improves system efficiency

## System Application Topology Diagram



\*Floor-Mounted

# GB-SL

## Technical Data



Battery Technical Specification							
Battery Model	GB-SL						
<b>Main Parameters</b>							
Battery Type	LiFePO <sub>4</sub>						
Battery Module Energy ( kWh )	4						
Battery Module Nominal Voltage ( V )	102.4						
Battery Module Capacity ( Ah )	40						
Battery Module Qty in Series ( Optional )	2	3	4	5	6		
Scalability	204.8	307.2	409.6	512	614.4		
System Operating Voltage ( V )	179.2-691.2						
System Energy ( kWh )	8	12	16	20	24		
System Usable Energy ( kWh )	7.36	11.04	14.72	18.4	22.08		
Charge / Discharge Current ( A ) <sup>[2]</sup>	Recommend	20					
	Max.	40					
	Peak ( 25°C )	50@2min					
<b>Other Parameters</b>							
Operating Temperature ( °C )	GB-SL: Charge : 0-55 / Discharge : -20-60						
Thermal Management	Natural Cooling						
Communication Port	CAN2.0 / RS485						
Humidity	5 ~ 85%RH						
Altitude	≤ 2000						
IP Rating of Enclosure	IP65						
Noise ( dB )	< 55						
Module Dimension ( W × H × D, mm )	540 × 385 ×	540 × 385 ×	540 × 385 ×	540 × 385 ×	540 × 385 ×		
	1100	1320	1540	1760	1980		
Module Weight Approximate ( kg )	137	176	215	254	293		
Installation Location	Floor-Mounted						
Recommend Depth of Discharge	90%						
Cycle Life	25 ±2°C, 0.5C / 0.5C, 70%EOL ≥ 6000						
Warranty Period	10 years						
Certification	CE / IEC 62619 / VDE 2510-50 / UN38.3						
Inverter Technical Specification							
Inverter Model	GB-S5K	GB-S6K	GB-S8K	GB-S10K	GB-S12K	GB-S15K	GB-S20K
<b>Efficiency</b>							
Max. Efficiency	97.6%						
Euro Efficiency	97%						
MPPT Efficiency	99%						
<b>Protection</b>							
Integrated	PV Input Lightning Protection, Anti-islanding Protection, PV String Input Reverse Polarity Protection, Insulation Resistor Detection, Residual Current Monitoring Unit, Output Over Current Protection, Output Shorted Protection, Surge protection						
Output Over Voltage Protection	DC Type II / AC Type III						
Certifications and standards	CEI 0-21, VDE-AR-N 4105, NRS 097, IEC 62116, IEC 61727, G99, G98						
Grid Regulation	VDE 0126-1-1, RD 1699, C10-11						
Safety EMC /standard	IEC / EN 61000-6-1 / 2 / 3 / 4, IEC / EN 62109-1, IEC / EN 62109-2						
<b>General Data</b>							
Operating Temperature Range (°C)	-40 ~ 60°C, >45°C derating						
Cooling	Free cooling	Smart cooling					
Communication With BMS	RS485; CAN						
Warranty Period	5 years						

Inverter Technical Specification							
Inverter Model	GB-S5K	GB-S6K	GB-S8K	GB-S10K	GB-S12K	GB-S15K	GB-S20K
<b>Main Parameters</b>							
Battery Type	LI-ION						
Battery Voltage Range ( V )	160 ~ 700						
Max. Charging Current ( A )	30			37			
Max. Discharging Current ( A )	30			37			
Number of Battery Input	1						
Charging Strategy for Li-Ion Battery	Self-adaption to BMS						
<b>PV String Input Data</b>							
Start Up Dc Voltage ( Vdc )	150						
Max. DC input Power ( W )	6500	7800	10400	13000	15600	19500	26000
Max. Dc Input Voltage ( V )	1000						
MPPT Range ( V )	150-850						
Full Load Dc Voltage Range ( V )	195-850	195-850	260-850	325-850	340-850	420-850	500-850
Rated Dc Input Voltage ( V )	600						
PV Input Current ( A )	20+20			26+20		26+26	
Max.PV ISC ( A )	30+30			39+30		39+39	
Number of MPP Trackers	2						
Number of Strings Per MPP Tracker	1+1			2+1		2+2	
<b>AC Output Data</b>							
Rated Ac Output and UPs Power ( W )	5000	6000	8000	10000	12000	15000	20000
Max. Ac Output Power ( W )	5500	6600	8800	11000	13200	16500	22000
AC Output Rated Current ( A )	7.6 / 7.3	9.1 / 8.7	12.2 / 11.6	15.2 / 14.5	18.2 / 17.4	22.8 / 21.8	30.4 / 29
Max. Ac Output ( off-grid ) Current ( A )	8.4 / 8	10 / 9.6	13.4 / 12.8	16.7 / 16	20 / 19.2	25 / 24	33.4 / 31.9
Max. Three-phase Unbalanced output Current ( A )	13	13	18	22	25	30	35
Max. Continuous AC Pass Through ( A )	40					80	
Peak Power ( off grid )	1.5 times of rated power, 10s						
Generator input / Smart Load / AC Couple Current ( A )	7.6 / 40 / 7.6	9.1 / 40 / 9.1	12.2 / 40 / 12.2	15.2 / 40 / 15.2	18.2 / 80 / 18.2	22.8 / 80 / 22.8	30.4 / 80 / 30.4
Power Factor	0.8 leading to 0.8 lagging						
Output Frequency and Voltage	50 / 60Hz; 3L / N / PE 220 / 380, 230 / 400Vac						
Grid Type	Three Phase						
DC Injection Current ( mA )	<0.5%In						

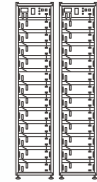
# Summer Series Small-Scale C&I ESS Solution

Rack-Mounted Battery (HV)



## BOS-G

### Technical Data



#### Main Parameters

Cell Chemistry	LiFePO <sub>4</sub>									
Module Energy ( kWh )	5.12									
Module Nominal Voltage ( V )	51.2									
Module Capacity ( Ah )	100									
Battery Module Number	BOS-G15	BOS-G20	BOS-G25	BOS-G30	BOS-G35	BOS-G40	BOS-G45	BOS-G50	BOS-G55	BOS-G60
Battery Module Qty In Series ( Optional )	3	4	5	6	7	8	9	10	11	12
System Nominal Voltage ( V )	153.6	204.8	256	307.2	358.4	409.6	460.8	512	563.2	614.4
System Operating Voltage ( V )	124.8-175.2	166.4-233.6	208-292	249.6-350.4	291.2-408.8	332.8-467.2	374.4-525.6	416-584	457.6-642.4	499.2-700
System Energy ( kWh )	15.36	20.48	25.6	30.72	35.84	40.96	46.08	51.2	56.32	61.44
System Usable Energy ( kWh )	13.82	18.43	23.04	27.64	32.25	36.86	41.47	46.08	50.68	55.29
Rted DC Power	15.36	20.48	25.6	30.72	35.84	40.96	46.08	51.2	56.32	61.44
Charge / Discharge <sup>1</sup>	Recommend 50									
Current ( A )	Max. 100									
	Peak Discharge ( 2 mins, 25°C ) 125									
Working Temperature ( °C )	Charge : 0 ~ 55 / Discharge : -20~55									
Status Indicator	Yellow : Battery High Voltage Power On Red : Battery System Alarm									
Communication Port	CAN2.0 / RS485									
Humidity	5% ~ 85%RH									
Altitude	≤2000m									
IP Rating of Enclosure	IP20									
Dimension ( W × D × H, mm )	530 × 602 × 1629					530 × 602 × 2187				
Weight Approximate ( kg )	388					562				
Installation Location	Rack Mounting									
Storage Temperature ( °C )	0 ~ 35									
Recommend Depth of Discharge	90%									
Cycle Life	25±2°C, 0.5C/0.5C, EOL70%≥6000									
Warranty Period	10 years									
Certification	UN38.3, IEC, CEC									

1. The current is affected by temperature and SOC.



#### Intelligent Control

- Over-discharge/charge/current protection
- Over-high or low temperature protection



#### Flexible Expansion

- Support 3 ~ 12 packs in series



#### High-Efficiency Use

- Low self-discharge for 6 months
- No memory effect



#### 19-Inch Embedded Design

- Comfortable for installation



#### Upgrade Options

- Support USB and Wi-Fi (optional) upgrades
- Support remote upgrades



#### Battery Protection

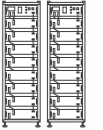
- Auto charge and discharge
- Cell voltage balancing

# Summer Series Small-Scale C&I ESS Solution

Rack-Mounted Battery (HV)



## BOS-G Pro Technical Data



### Main Parameters

Cell Chemistry	LiFePO <sub>4</sub>			
Module Energy ( kWh )	5.12			
Module Nominal Voltage ( V )	51.2			
Module Capacity ( Ah )	100			
Battery Module Number	BOS-G25 Pro	BOS-G40 Pro	BOS-G60 Pro	BOS-G80 Pro
Battery Module Qty In Series ( Optional )	5 (Min)	8	12	16
System Nominal Voltage ( V )	256	409.6	614.4	819.2
System Operating Voltage ( V )	220-292	352-467.2	528-700.8	704-934.4
System Energy ( kWh )	25.6	40.96	61.44	81.92
System Usable Energy ( kWh )	23.04	36.86	55.3	73.73
Rated DC Power	25.6	40.96	61.44	81.92
Charge / Discharge Current ( A )	Recommend	50		
	Max.	100		
	Peak Discharge ( 2 mins, 25°C )	125		

### Other Parameters

Operating Temperature ( °C )	Charge : 0 ~ 55 / Discharge : -20 ~ 55			
Status Indicator	Yellow : Battery High Voltage Power On Red : Battery System Alarm			
Communication Port	CAN2.0 / RS485			
Humidity	5% ~ 85%RH			
Altitude	≤3000m			
IP Rating of Enclosure	IP20			
System Dimension ( W x D x H,mm )	530 × 602 × 1629	530 × 602 × 2219	1060 × 602 × 1629	
System Weight Approximate ( kg )	290	428	622	837
Installation Location	Rack Mounting			
Storage Temperature(°C)	0 ~ 35			
Recommend Depth of Discharge	90%			
Cycle Life	25±2°C, 0.5C / 0.5C, EOL70%≥6000			
Warranty Period	10 years			
Certification	UN38.3, IEC, VDE, CEC			

Inverter	1h	2h	3h	4h
SUN-30K-SG01HP3-EU-BM3	X6	X12	X9 X2	X12 X2
SUN-40K-SG01HP3-EU-BM4	X8	X8 X2	X12 X2	X11 X3
SUN-50K-SG01HP3-EU-BM4	X10	X10 X2	X10 X3	X10 X4
SUN-60K-SG02HP3-EU-EM4	X12	X12 X2	X12 X3	X16 X3
SUN-80K-SG02HP3-EU-EM6	X16	X16 X2	X16 X3	X16 X4



### Convenient

- Quick installation standard of 19-inch embedded designed module is comfortable for installation and maintenance.



### Intelligent BMS

- It has protection functions including over-discharge, over-charge, over-current and over-high or low temperature. The system can automatically manage charge and discharge state and balance current and voltage of each cell.



### Eco-friendly

- The whole module is non-toxic, non-polluting and environmentally friendly.



### Safe and Reliable

- Cathode material is made from LiFePO<sub>4</sub> with safety performance and long cycle life. The module has less self-discharge, up to 6 months without charging it on shelf, no memory effect, excellent performance of shallow charge and discharge.
- Support Aerosol fire extinguishing.



### Flexible Configuration

- Multiple battery modules can be in parallel for expanding capacity and power. Support USB upgrade, remote up grade (Compatible with Deye inverter).



### Wide Temperature

- Working temperature range is from -20°C to 55°C, with excellent discharge performance and cycle life.

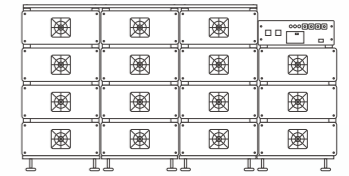
# Summer Series Indoor C&I ESS Solution

Rack-Mounted Battery (HV)



## BOS-B

### Technical Data



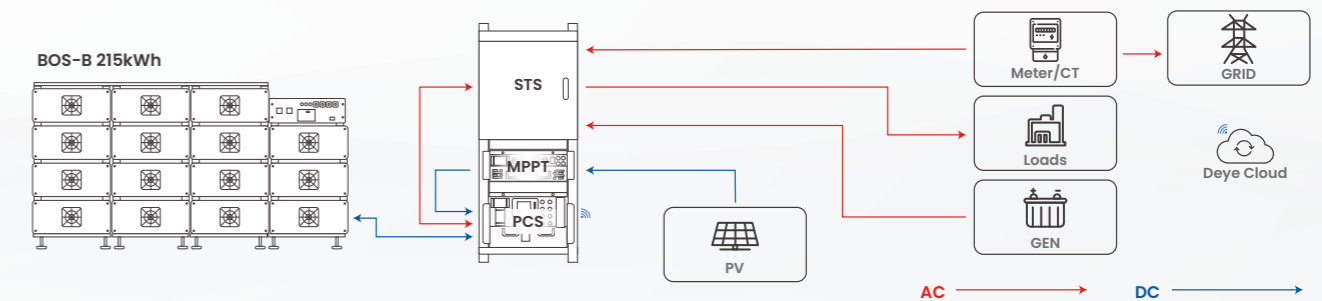
#### Main Parameters

Battery Module Energy ( kWh )		14.3
Battery Module Nominal Voltage ( V )		51.2
Battery Module Capacity ( Ah )		280
Module Weight Approximate ( kg )		123
Battery Module Qty In Series ( Optional )		15
Scalability		14~15 For Deye PCS, 5~15 For Deye Hybrid Inverter
System Nominal Voltage ( V )		768
System Energy ( kWh )		214.5
System Usable Energy ( kWh )		193.05
Charge / Discharge Current ( A )	Recommend	140
	Max.	168

#### Other Parameters

Operating Temperature ( °C )	discharge : -20 ~ 55	charge : 0 ~ 55
Storage Temperature ( °C )	0 ~ 35	
Thermal Management	Smart fan cooling	
LCD Display	SOC / Fault Code	
Status Indicator	Yellow : Battery High Voltage Power On Red : Battery System Alarm	
Communication Port	TCP / RS485 / CAN	
Communication With BMS	CAN	
Humidity	5% ~ 85%	
Altitude	≤3000m	
IP Rating of Enclosure	IP20	
Noise ( dB )	TBD	
System Dimension ( W × H × D, mm )	2150 × 1136 × 800	
System Weight Approximate ( kg )	1944	
Installation Location	Rack Mounted	
Recommend Depth of Discharge	90%	
Cycle Life	25±2°C, 0.5C / 0.5C, EOL70%≥6000	
Warranty Period	10 years	
Certification	CE / IEC62619 / IEC62040 / UN38.3	

#### Typical Application Scenario



#### Intelligent Control

- Peak-valley mgmt, anti-backflow, overload protection
- Load tracking, demand control, backup power, phase separation



#### Scalable

- Support up to 20 units in parallel, maximum 2MW/4.3MWh



#### Multi-Fusion

- Integrated EMS, PCS, and BMS
- Support expansion of MPPT module
- Support off-grid backup



#### Reliable

- Operating temp : -20°C to 55°C
- Operate up to 3000m altitude
- 11x overload capacity
- Balancing solutions extend battery life
- Triple auxiliary power design for stable supply



#### Easy Maintenance

- 5U Standard Chassis
- User Interface & Bluetooth App
- USB & Cloud Upgrades
- TCP Protocol for EMS
- Fault Signal Input Support



#### Safer

- LFP batteries
- Support aerosol fire extinguishing

# Summer Series Small-Scale C&I ESS Solution

Small-Scale C&I Battery Cabinet



## Safety Protection

- Lithium iron phosphate LFP batteries, battery packs and
- Systems all use aerosol fire suppression solutions



## Integrated Technology

- EMS, hybrid inverter and BMS integration technology
- Power supply redundancy design
- Support for black start function, off-grid operation



## Total Protection

- Combustible gas, smoke and temperature detection
- System active exhaust and fire alarm



## Flexible Extension

- Support battery expansion a maximum capacity of
- 3600kWh( Off-grid)

## GE-F60

### Technical Data



#### Main Parameters

Cell Chemistry	LiFePO <sub>4</sub>	
Module Energy ( kWh )	5.12	
Module Nominal Voltage ( V )	51.2	
Module Capacity ( Ah )	100	
Battery Module Qty In Series	12	
System Nominal Voltage ( V )	614.4	
System Operating Voltage ( V )	480 ~ 700	
System Energy ( kWh )	61.44	
System Usable Energy ( kWh ) <sup>1</sup>	55.29	
Rated DC Power	61.44	
Charge / Discharge <sup>2</sup> Current (A)	Recommend	50
	Max.	100
	Peak Discharge ( 2 mins, 25°C )	125

#### Other Parameters

Status Indicator	Yellow : Battery High Voltage Power On	Red : Battery System Alarm
Communication Port	CAN2.0 / RS485	
Humidity	5% ~ 85%RH	
Altitude	≤2000m	
IP Rating of Enclosure	IP55	
Dimension ( W × D × H, mm )	783 × 1059 × 2235	
Weight Approximate ( kg )	1070	
Installation Method	Floor-Mounted	
Storage Temperature ( °C )	0 ~ 35	
Operating Temperature ( °C )	-30 ~ 60 ( > 45 derating )	
Recommend Depth of Discharge	90%	
Cycle Life	≥6000 ( 25±2°C, 0.5C / 0.5C, EOL70% )	
Warranty Period	10 years	
Certification	UN38.3, IEC, VDE, CEI, CEC, FCC, UL1973, UL9540A, UL9540	

#### Typical Application Solutions

6 × F60+50kW Inverter	Maximum 6 DC parallel-connected units	Up to : 50kW / 360kWh
( 6 × F60+50kW Inverter ) × 10	Maximum 10 groups AC parallel	Up to : 500kW / 3600kWh
( F60+50kW Inverter ) × 10	Maximum 10 groups AC parallel	Up to : 500kW / 600kWh
10 × F120	30kW/ 50kW Inverter selectable	Up to : 500kW / 1200kWh
F120+4 × F60	1+4 Combined DC Expansion	Up to : 50kW / 360kWh
( F120+4 × F60 ) × 10	Maximum 10 groups AC parallel	Up to : 500kW / 3600kWh

1. DC Usable Energy, test conditions : 90% DOD, 0.3C charge & discharge at 25°C. System usable energy may vary due to system configuration parameters.
2. The current is affected by temperature and SOC.
3. Made in China.

# Summer Series Small-Scale C&I ESS Solution

Small-Scale C&I ESS



## Protection

- Combustible gas, smoke and temperature detection
- System active exhaust and fire alarm
- Battery pack and system use aerosol fire suppression



## Multi-Fusion

- All-in-One design
- EMS, hybrid inverter and BMS integrated technology
- Support black start function and off-grid operation
- Power supply redundancy design



## Enhanced Reliability

- Maximum battery temperature  $\leq 35^{\circ}\text{C}$  at rated power
- IP55-rated for outdoor use
- Wide temperature range:  $-20^{\circ}\text{C} \sim 55^{\circ}\text{C}$

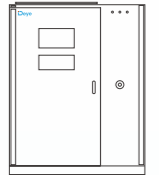


## Flexible

- F120 supports the integration of 30/40/50kW inverters
- Support expansion a maximum capacity of 3600kWh

## GE-F120-4/3/2H6

### Technical Data



#### System Specification

Model	GE-F120-4H6	GE-F120-3H6	GE-F120-2H6
<b>Main Parameters</b>			
Nominal Output Power / UPS Power ( W )	30000	40000	50000
AC Output Frequency and Voltage	50Hz / 45-55HZ ; 230V / 400		
Grid Type	3L / N / PE		
Number of Parallel ( Off-grid )	10		
Energy Configuration ( kWh )	122.8		
System Usable Energy ( kWh )	100		
Dimension ( W × D × H, mm )	1780 × 1056 × 2235		
Weight Approximate ( kg )	43.5	2090	72.5
AC Output Rated Current ( A )	58		
Battery Operating Voltage ( V )	500 ~ 700		
Max. RTE	89%		
Battery Chemistry	LiFePO4		
IP Rating of Enclosure	IP55		
Installation Method	Floor-Mounted		
Storage Temperature ( °C )	0 ~ 35		
Operating Temperature ( °C )	-20 ~ 55 ( > 43 derating )		
Warranty	10 years		
Certification	IP (IEC 60529), CEC, CE-LVD(IEC 62040)		

#### Inverter Technical Specification

Max. PV Input Power ( W )	45000	60000	75000
Max. PV Input Current ( A )	36+36+36	36+36+36+36	36+36+36+36
Rated PV Input Voltage ( Vdc )	600		
Start Up DC Voltage ( Vdc )	180		
MPPT Voltage Range ( Vdc )	150-850		
Max. PV Short-circuit Current ( A )	55+55+55	55+55+55+55	55+55+55+55
Number of MPPT	3	4	4
Peak Power ( off grid )	1.5 time of rated power, 10s		
Power Factor	0.8 leading to 0.8 lagging		
THD	<3%		
DC Injection current ( mA )	<0.5%In		
Display	LCD+LED		
Operating Temperature Range ( °C )	-40 ~ 60 ( > 45 derating )		
Relative Humidity	15% ~ 85% ( No Condensing )		
Dimension ( W × D × H, mm )	527 × 294 × 894		
Inverter Communication	CAN, RS485, RS232, WIFI		
Grid Regulation	VDE 4105, IEC 61727 / 62116, VDE 0126, AS 4777.2, CEI 0-21, EN 50549-1, G98, G99, C10-11, UNE 217002, NBR 16149 / NBR 16150		
Max. Efficiency	97.6%		
MPPT Efficiency	> 99%		

#### Battery Technical Specification

Battery Module Nominal Voltage ( V )	51.2
Battery Module Energy ( kWh )	5.12
BMS Communication	CAN
Battery Module Dimension ( W × D × H mm)	440 × 570 × 133
Battery Module Weight ( kg )	44
Cycle Life	$\geq 6000$ ( @25°C±2°C, 0.5C / 0.5C, 70%EOL )
Battery Module Certification	UN38.3, IEC 62619, IEC 61000

1.Made in China.

# CONTENTS

# WINTER

Series

## C&I ESS Solution

MS-G215-2H6/MS-GS215-2H6 ..... 45

# Winter Series C&I ESS Solution

C&I Air-Cooled ESS



## Safer

- LFP batteries
- System supports aerosol fire extinguishing
- Battery compartment with auto venting & explosion-proof



## Intelligent Control

- Thermal management keeps battery < 35°C
- Peak-valley management, anti-backflow overload protection
- Load tracking, demand control backup power, phase separation



## Multi-Fusion

- Integrated EMS, PCS, and BMS
- Support expansion of MPPT module
- support off-grid backup



## Scalable

- Support up to 5 units off-grid backup maximum 500kW/1MWh
- Support up to 20 units on-grid in parallel maximum 2MW/4.3MWh
- Support up to 10 units off-grid in parallel maximum 1MW/2.15MWh



## Reliable

- Operating temp :-20°C to 50°C
- IP54 & C5 protection rating
- Operate up to 3000m altitude
- 1.1x overload capacity
- Balancing solutions extend battery life
- Triple auxiliary power design for stable supply

## MS-G215-2H6/MS-GS215-2H6

### Technical Data

PV Specification	MS-GS215-2H6
Out Rated Power ( kW )	150 ( dc )
Max. Input Voltage ( V )	1000
Start Voltage ( V )	200
MPPT Voltage Range ( V )	180 ~ 650
Full Load Voltage Range ( V )	450 ~ 650
Number of MPPT	8 pcs
MPPT Max.Current/Short Current ( A )	40 / 60
Dimension ( WxDxH,mm )	440 x 610 x 178
Weight Appr.( kg )	32

System Specification	MS-G215-2H6 / MS-GS215-2H6
AC Output Power ( kW )	100
AC Output Frequency and Voltage	50/60Hz;380 / 400Vac
Grid Type	3L / N / PE
Battery Operating Voltage ( Vd.c.)	660 ~ 864
Energy ( kWh )	215
Dimension ( W x D x H,mm )	1865 x 1000 x 2500
Weight Appr. ( kg )	2700
Max. RTE	88%
System Communication	ETH / 4G
System Operating Temperature Range ( °C )	-20~50 ( >45 Derating )
Max. Working Altitude ( m )	≤3000
IP Rating of Enclosure	IP54
Anti-Corrosion Grade	≤C5
System Certification	UN3536, IEC61000,IEC62477,IEC60730
Warranty Period	10 years

Converter Specification	MS-G215-2H6 / MS-GS215-2H6
AC Output Rated Current ( A )	152
Max.AC Output Current ( A )	167
Max.Number of Parallel ( off-grid )	10 pcs ( off-grid )
Peak Power	1.1 times of rated power
Power Factor	-1~1
THD	<3%
DC Injection Current	<0.5In
Display	LCD
Relative Humidity	15%-85% ( No Condensing )
Dimension ( W x D x H,mm )	506 x 772 x 310
Communication	CAN,RS485,ETH
Overvoltage Protection	DC Type II / AC Type II
Protection Level	Class 1
Grid Regulation	EN50549,AS4777.2,CEI0-21,CEI-016,NRS097
Max. Efficiency	97.6%