

SMALL-SCALE C&I ESS SOLUTION

DEYE SUMMER **GE SERIES**



Total Protection

- ⦿ Combustible gas, smoke and temperature detection
- ⦿ Active exhaust system
- ⦿ Fire alarm



Safety Protection

- ⦿ Lithium iron phosphate (LFP) batteries, battery packs and systems all use aerosol fire suppression solutions



Integrated Technology

- ⦿ EMS, hybrid inverter and BMS integration technology
- ⦿ Power supply redundancy design
- ⦿ Support for black start function, off-grid operation



Flexible Extension

- ⦿ Support battery expansion a maximum capacity of 3600kWh (Off-grid)

5 Level

Extreme safety protection

≥6000

Cycles

10 Years

warranty

70%

EOL



Model		GE-F60
Main Parameter		
Cell Chemistry		LiFePO ₄
Module Energy (kWh)		5.12
Module Nominal Voltage (V)		51.2
Module Capacity (Ah)		100
Battery Module Qty In Series		12
System Nominal Voltage (V)		614.4
System Operating Voltage (V)		480 ~ 700
System Energy (kWh)		61.44
System Usable Energy (kWh) ¹		55.29
Rated DC Power		61.44
Charge / Discharge ² Current (A)	Recommend	50
	Nominal	100
	Peak Discharge (2 mins, 25°C)	125
Status Indicator		Yellow : Battery High Voltage Power On Red : Battery System Alarm
Communication Port		CAN2.0 / RS485
Humidity		5% ~ 85%RH
Altitude		≤2000m
IP Rating of Enclosure		IP55
Dimension (W × D × H, mm)		783 × 1059 × 2235
Weight Approximate (kg)		1070
Installation Method		Floor-Mounted
Storage Temperature (°C)		0 ~ 35
Operating Temperature (°C)		-30 ~ 60 (>45 derating)
Recommend Depth of Discharge		90%
Cycle Life		≥6000 (25±2°C, 0.5C / 0.5C, EOL70%)
Warranty ³		10 years
Certification		UN38.3 / CB / CE / CEC / IEC 62040

1. DC Usable Energy, test conditions : 90% DOD, 0.3C charge & discharge at 25°C.

System usable energy may vary due to system configuration parameters.

2. The current is affected by temperature and SOC.


3. The warranty is due whichever reached first of warranty period or life cycle power.

4. Made in China.



Small-Scale C&I ESS

Deye



GE-F120-2/3/4H6

Rated power operation the maximum temperature of the battery is less than 35°C
Suitable for high rate cyclic charging and discharging scenarios

Model	GE-F120-4H6	GE-F120-3H6	GE-F120-2H6
System Specification			
Nominal Output Power / UPS Power (W)	30000	40000	50000
AC Output Frequency and Voltage	50Hz / 45~55HZ ; 230V / 400		
Grid Type	3L / N / PE		
Number of Parallel (Off-grid)	10		
Energy Configuration (kWh)	122.8		
System Usable Energy (kwh)	100		
Dimension (W × D × H, mm)	1780 × 1056 × 2235		
Weight Approximate (kg)	2090		
AC Output Rated Current (A)	43.5	58	72.5
Battery Operating Voltage (V)	500 ~ 700		
Max. RTE	89%		
Battery Chemistry	LiFePO ₄		
IP Rating of Enclosure	IP55		
Installation Method	Floor-Mounted		
Storage Temperature (°C)	0 ~ 35		
Operating Temperature (°C)	-20 ~ 55 (>43 derating)		
Warranty	10 years		
Certification	IP (IEC 60529), CEC, CE-LVD(IEC 62040)		
Inverter Technical Specification			
Max. PV Input Power (W)	45000	60000	75000
Max. PV Input Current (A)	36+36+36	36+36+36+36	36+36+36+36
Rated PV Input Voltage (Vdc)	600		
Start Up DC Voltage (Vdc)	180		
MPPT Voltage Range (Vdc)	150-850		
Max. PV Short-circuit Current (A)	55+55+55	55+55+55+55	55+55+55+55
Number of MPPT	3	4	4
Peak Power (off grid)	1.5 time of rated power, 10s		
Power Factor	0.8 leading to 0.8 lagging		
THD	<3%		
DC Injection current (mA)	<0.5%In		
Display	LCD+LED		
Operating Temperature Range (°C)	-40 ~ 60 (>45 derating)		
Relative Humidity	15% ~ 85% (No Condensing)		
Dimension (W × D × H, mm)	527 × 294 × 894		
Inverter Communication	CAN, RS485, RS232, WIFI		
Grid Regulation	VDE 4105, IEC 61727 / 62116, VDE 0126, AS 4777.2, CEI 0-21, EN 50549-1, G98, G99, C10-11, UNE 217002, NBR 16149 / NBR 16150		
Max. Efficiency	97.6%		
MPPT Efficiency	>99%		
Battery Technical Specification			
Battery Module Nominal Voltage (V)	51.2		
Battery Module Energy (kWh)	5.12		
BMS Communication	CAN		
Battery Module Dimension (W × D × H mm)	440 × 570 × 133		
Battery Module Weight (kg)	44		
Cycle Life	≥6000 (@25°C±2°C, 0.5C / 0.5C, 70%EOL)		
Battery Module Certification	UN38.3, IEC 62619, IEC 61000		

For Small-scale Commercial&Industrial

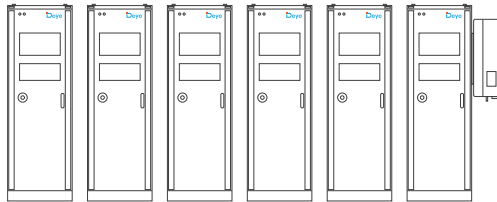
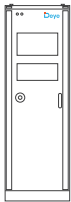
Farm

Mall or Shop

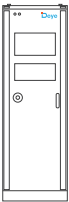
Factory



Product Expansion



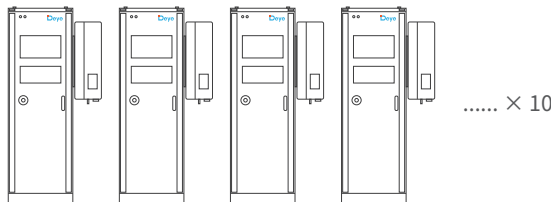
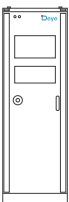
6 × F60+50kW Inverter
 Maximum 6 DC parallel-connected units
 Up to : 50kW / 360kWh



..... × 10



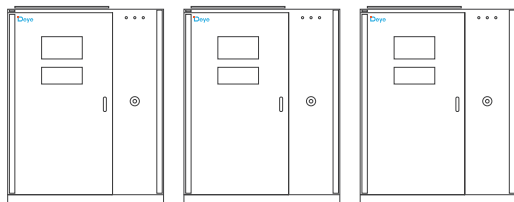
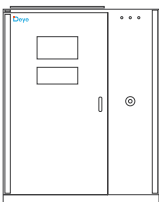
(6 × F60+50kW Inverter) × 10
 Maximum 10 groups AC parallel
 Up to : 500kW / 3600kWh



..... × 10



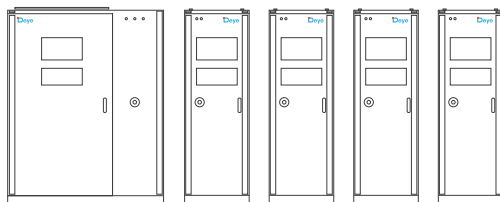
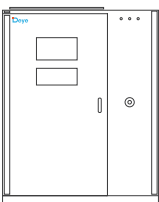
(F60+50kW Inverter) × 10
 Maximum 10 groups AC parallel
 Up to : 500kW / 600kWh



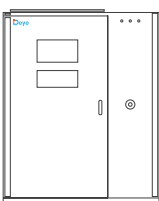
..... × 10



10 × F120
 30kW/ 50kW Inverter selectable
 Up to : 500kW / 1200kWh



F120+4 × F60
 1+4 Combined DC Expansion
 Up to : 50kW / 360kWh



..... × 10



(F120+4 × F60) × 10
 Maximum 10 groups AC parallel
 Up to : 500kW / 3600kWh



Supporting the establishment, data acquisition, data monitoring, one-stop operation maintenance and after-sales service of all new energy power stations.

Through the Deye smart cloud big data platform, all types of power stations with transparent management which improves the value of power stations comprehensively.

CONNECT, MONITOR, CONTROL

Seamlessly integrated with Deye devices for a smarter, more efficient energy experience.

- User-friendly interface demystifies complex settings.
- Clear menu hierarchy, key information at your finger tips.

